



Activity Pack


WORLD
BOOK
DAY

5 MARCH 2015

SPONSORED BY



Dear Zoo



Rod Campbell








Designed to support children as they progress through the Early Years Outcomes.

This pack has been created to use in conjunction with the *Dear Zoo* storybook video in the Big Little Book Corner



Act it out

Cut out the animals and stick each one to a straw or pencil. Use them to act out your own animal story!





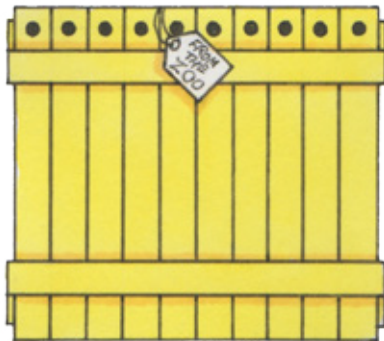





worldbookday.com/big-little-book-corner





Match up

Draw lines to match each character to its crate. We've done the first one for you!



worldbookday.com/big-little-book-corner




© Rod Campbell 2015. By kind permission of Macmillan Children's Books, a division of Pan Macmillan.





Monkey mask

Pretend to be a naughty monkey!





1. Colour the picture. Ask a grown up to help you cut it out.
2. Make a hole on each side where shown.
3. Thread thin elastic through. Adjust to fit then tie a knot to secure each end.





Dear Zoo...

Draw a picture of the pet you would like, then write your name on the line.



worldbookday.com/big-little-book-corner





Animal patterns

Use your finger or a pencil to trace over the trails.

