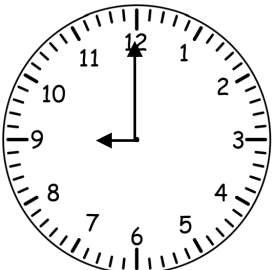

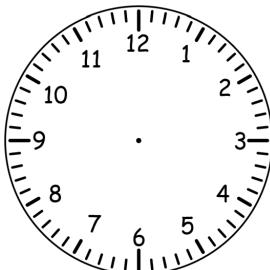
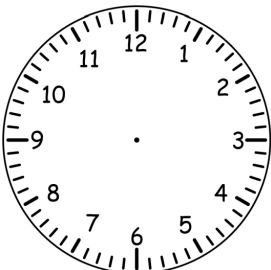
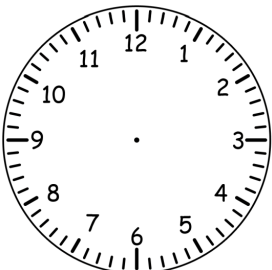
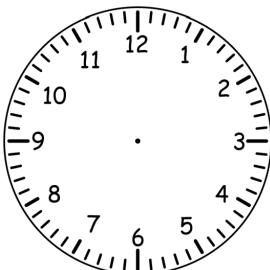
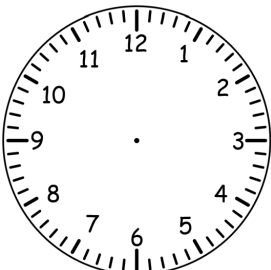


My Time Diary

This week, we have been learning about time. For this weeks homework, you are going to create a time diary. Use the space below to show me what you have done this week. You can include anything from brushing your teeth to going horse riding. Pick what you like but make sure you check a clock so you know when it happens.

My example shows you how I would like you to complete the diary. It might help you to stick to half o'clock and half past times.

<p>Day: Saturday</p>  <p>Digital time: <input type="text" value="09 : 00"/></p> <p>Football</p> 	<p>Day:</p>  <p>Digital time: <input type="text" value=":"/></p>	<p>Day:</p>  <p>Digital time: <input type="text" value=":"/></p>
<p>Day:</p>  <p>Digital time: <input type="text" value=":"/></p>	<p>Day:</p>  <p>Digital time: <input type="text" value=":"/></p>	<p>Day:</p>  <p>Digital time: <input type="text" value=":"/></p>